





## Risk Assessment – TREE CLIMBING

<b>Number:</b>	KISC/act.030	<b>Status:</b>	Adopted	<b>Issue Date:</b>	June 2010
----------------	--------------	----------------	---------	--------------------	-----------

<b>Document Owner:</b>	Steve Fern	<b>Post:</b>	Estates Manager
<b>Document Author:</b>	Steve Fern	<b>Post:</b>	Health and Safety Advisor
<b>Primary Contact:</b>	Stevan Fern	<b>Post:</b>	Health and Safety Advisor
<b>Approved by:</b>	Bob Dudley	<b>Post:</b>	Operations Manager

<b>Purpose:</b>	The purpose of this risk assessment is to identify the common significant risks to which Kibblestone Staff (permanent and voluntary) and visitors are exposed and to identify appropriate control measures.
<b>Scope:</b>	The risk assessment is to be used in association with the activities that are carried out at Kibblestone International Scout Camp
<b>Related Documents:</b>	<p><b>Generic Risk Assessments</b></p> <p>KISC/act.017 Supervision of Children/Young Persons on Site</p> <p><b>POR</b></p> <p>Rule 9.1 - Activity Rules - Application          Rule 9.2 - Preparations          Rule 9.3 - Home Contact          Rule 9.4 - Risk Assessment          Rule 9.5 - Emergency Procedure          Rule 9.77- Other Activities</p> <p><b>Fact sheets</b></p> <p>FS120000 – Activities - Risk Assessment - Jan 01          FS120088 – Weather forecasts in Outdoor Activities          FS120402 – Application for Authorisation for Abseiling and Climbing          FS120411 – Care, Inspection and Storage of Climbing Equipment          FS120452 – Climbing (Single Pitch) and Abseiling          FS120453 – Climbing (Multi Pitch)</p> <p><b>Other</b></p> <p>Single Pitch Climbing and Abseiling – The Scout Association ISBN 0-851-294-8  <a href="http://www.thebmc.co.uk">www.thebmc.co.uk</a> – British Mountaineering Council          KISC/procedure.001 – Conditions for Usage of Climbing/Abseiling Wall. – Kibblestone Policy</p>
<b>Required Personal Protective Equipment (PPE)</b>	    <p style="text-align: center;">             Safety Harness/ Ropes    Suitable Footwear    Suitable Clothing/ Coverall    Safety Helmets         </p>

**Data Protection Statement.**

The information and data provided herein applies only to Kibblestone ISC for which it was written, it shall not be duplicated, disclosed or disseminated by the recipient in whole or part for any purpose whatsoever without the prior written permission of the Document Author or from Kibblestone ISC.

It is the duty of all employees (permanent or voluntary) to observe the following Risk Assessment to provide a code of good practice and conduct with the object of preventing accidents. At all times employees must work in a safe manner both to prevent personal injury to themselves and to others.

**Important Note:** It is the duty of all employees under Regulation 14 of the “Management of Health and Safety at Work Regulations 1999” to inform the ‘employer’, i.e. Estates Manager, Operations Manager or their deputies of any circumstances that may indicate any shortcomings in this assessment

Minimum Leader Competence	Single Pitch Climbing and Abseiling	Minimum Assistant Competence	In-house assessed
Maximum group size	12 per hour	Minimum Age of Participants	8+ years

<b>Reviewed:</b>	August 2022
<b>Next Review Due:</b>	August 2023

# GENERIC RISK ASSESSMENT



## TREE CLIMBING

Task Element	Hazard and harmful effect	Likelihood Info	Initial risk level			Control measures to reduce likelihood	Controlled risk level		
			SEVERITY	LIKELIHOOD	RISK LEVEL		SEVERITY	LIKELIHOOD	RISK LEVEL
Tree Climbing on Kibblestone International Scout Camp – maintenance/checking of equipment	<ul style="list-style-type: none"> <li>Equipment failure</li> <li>Damaged equipment leading to injury if used</li> </ul>	Young persons and adults (possibly with little or no experience) Including members of the Scout or Guide Movement, schools, companies and other groups who may be allowed to use the campsite.	5	4	20H	<ul style="list-style-type: none"> <li>All harnesses, ropes, helmets etc will be checked by a competent person on a regular basis as advised by the manufacturer.</li> <li>Records of checks will be retained.</li> <li>Harnesses which are frayed, have split webbing, split stitching or any other damage will be taken out of use immediately and destroyed.</li> <li>Frayed/damaged ropes will be taken out of use immediately.</li> <li>Helmets showing signs of damage will be taken out of use immediately and destroyed.</li> <li>Competent persons will carry out inspections of equipment and activity site prior to and after use and ensure it is returned to the activity store.</li> <li>All equipment will be stored in an appropriate manner after use.</li> <li>Defects will be reported to the estate manager or his deputies immediately and the activity/ equipment taken out of use immediately.</li> <li>All equipment will be kept in secure storage.</li> </ul>	5	2	10M

# GENERIC RISK ASSESSMENT



## TREE CLIMBING

Task Element	Hazard and harmful effect	Likelihood Info	Initial risk level			Control measures to reduce likelihood	Controlled risk level		
			SEVERITY	LIKELIHOOD	RISK LEVEL		SEVERITY	LIKELIHOOD	RISK LEVEL
Tree Climbing on Kibblestone International Scout Camp.	<ul style="list-style-type: none"> <li>Fall from height</li> <li>Death</li> <li>Broken bones</li> <li>Head injury e.g. due to falling debris.</li> <li>Cuts/bruises</li> <li>Burns from ropes</li> <li>Entanglement/ entrapment of clothing/hair etc</li> <li>Failure of equipment.</li> <li>Weather conditions</li> </ul>	Young persons and adults (possibly with little or no experience) Including members of the Scout or Guide Movement, schools, companies and other groups who may be allowed to use the campsite.	5	4	20H	<ul style="list-style-type: none"> <li>Authorised instructors only to run/supervise activity.</li> <li>Instructors not known to Kibblestone Camp Manager or his deputies, or from other organisations, companies etc, must provide valid certificates prior to activity.</li> <li>Maximum of 2 persons to be supervised by instructor.</li> <li>Helmets and suitable footwear to be worn by each person climbing.</li> <li>Full instruction to be given to each person prior to abseil.</li> <li>Loose clothing to be removed or tied back, long hair to be tied up and kept under helmet.</li> <li>An adult or leader must supervise young people waiting to abseil.</li> <li>No climbing to take place if weather conditions are poor, including wet/icy/cold or poor lighting.</li> <li>Instructor will stop the activity immediately should any of the following occur:                             <ul style="list-style-type: none"> <li>There be an accident/near miss</li> <li>Weather conditions deteriorate</li> <li>Group is too large or unruly to supervise</li> <li>No adult supervision provided by the group</li> <li>They feel that the activity is not suitable for the age/abilities/ experience of participants.</li> <li>Any of the rules/instructions etc are broken whether by children/young persons, adult or leader.</li> </ul> </li> <li>Instructions issued by the instructors must be adhered to at all times.</li> </ul>	5	2	10M

